

ChecksumHelper

Manual

English

(ChecksumHelper-package v.1.02)

Permission is granted to copy, distribute and/or modify this document under the terms of the GNU Free Documentation License, Version 1.3 or any later version published by the Free Software Foundation; with the Invariant Section being just „ChecksumHelper Overview“, with no Front-Cover Texts, and with no Back-Cover Texts. A link to the license is included in the section entitled "GNU Free Documentation License".

Dieses Dokument darf unter den Bedingungen der GNU Free Documentation License, Version 1.3 oder einer neueren von der Free Software Foundation veröffentlichten Version, vervielfältigt, verbreitet und/oder modifiziert werden; mit dem invarianten Abschnitt „ChecksumHelper Overview“, ohne vorderen Umschlagtext und ohne hinteren Umschlagtext. Ein Link zur Lizenz ist im Kapitel „GNU Free Documentation License“ enthalten.

Table of contents

Table of contents	3
ChecksumHelper • Introduction	4
ChecksumHelper • Overview	5
ChecksumHelper.app • Manual	6
• 1. dialog box • Selecting the file	6
• 2. dialog box • Entering a checksum / Starting the calculations ..	6
• 3. dialog box • Displaying the results	7
• 4. dialog box • Verification of a checksum	8
Additional Notes	9
• Minimum requirements.....	9
• GateKeeper.....	9
Installation	10
Installation files	10
ToDo - List	10
ChecksumHelper • History (English)	11
v.1.02 • 13.05.2017	11
v.1.01 • 09.05.2017	11
v.1.00 • 08.05.2017	11
GNU General Public License	12
GNU Free Documentation License	12

ChecksumHelper • Introduction

For the history of this AppleScript-app resp. the complete package:

Just a small project "inspired" by a hacking attack to the download server of a software, that is heavily used by us.

Another part of the "Helper" series.

All apps included in this package are licensed under the GNU General Public License ([GPLv3](#)). This manual accordingly to the GNU Free Documentation License ([FDLv1.3](#)).

The source code, not always up-to-date, is available at:

<<http://Maik-Waschfeld.de/source/s-ch.zip>>

And as it's stated in all apps, developed by me:

--- Just for in-house-use and by those, who know what they are doing!
--- Use at your own risk.

If you encounter problems or have suggestions, please contact me.

... Maik Waschfeld

Email: Maik.Waschfeld@Maik-Waschfeld.de.

Notes:

- The manual is continually corrected (formulations / errors etc.) and corresponds, in content, **always** to the current app versions.
- Not all screenshots in this manual are up-to-date with the app version. However, if the relevant function changes, I will also update the screenshots.
- The checksums visible in the screenshots are dummy checksums and do **not** correspond to the actual checksums of the selected files.
- The "**Notes**", which appear in various parts of this manual, should be read (and observed)!
- **If you are a natively English-speaking person, I'd be very grateful for tips or corrections on the english manual.**

Disclaimer:

- All product and company names mentioned here are trade marks™ or registered® trade marks of their respective trade mark holders. Their use is for identification of the products only and does not imply any affiliation with or endorsement by said companies.

ChecksumHelper • Overview

- When **ChecksumHelper** is referred to in the following, it means the entire package. The package consists of the app and the manuals (German and English in LoRes and HiRes) in a sub folder.
- **ChecksumHelper.app** gives the user the ability to calculate or check the checksums of a selected file.
- **ChecksumHelper.app** is a "wrapper" for the corresponding shell scripts.
- The following checksums are currently supported:
 - SHA1
 - SHA256
 - MD5
 - cksum
 - CRC32.
- Additional checksums can be added as required. Just contact me.

Notes:

- ➔ I've tried to make **ChecksumHelper.app** as "safe" (in the meaning of operation errors) as possible.
- ➔ The default buttons have been selected so that the most likely "route" can be used directly by pressing the [Return/Enter] key.
- ➔ In the **second** dialog box of **ChecksumHelper.app**, the concrete version number is displayed in the boxes' title.
- ➔ Dialog boxes within an AppleScript **always** open at center screen. Unfortunately, I have no influence on this.

ChecksumHelper.app • Manual

ChecksumHelper.app gets started by double-clicking.

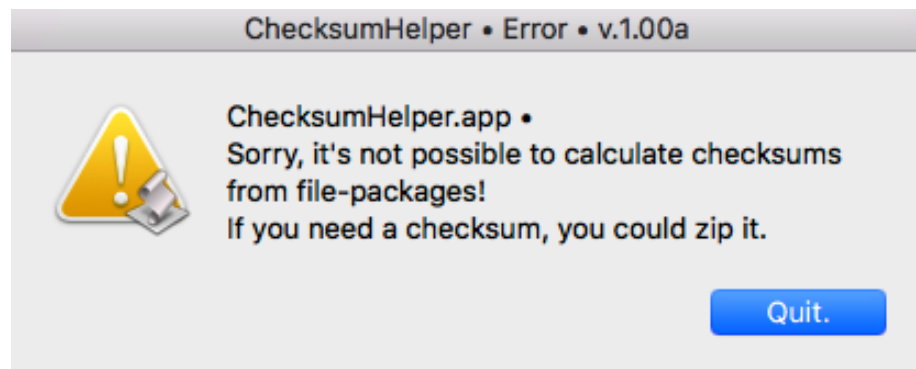
• 1. dialog box • Selecting the file

The first dialog box is used to select the file to be handled.

The dialog box that appears, is the default selection box of the macOS.

After selecting a file with the [Select] button, a check is made whether **ChecksumHelper.app** can calculate the checksum of the selected file.

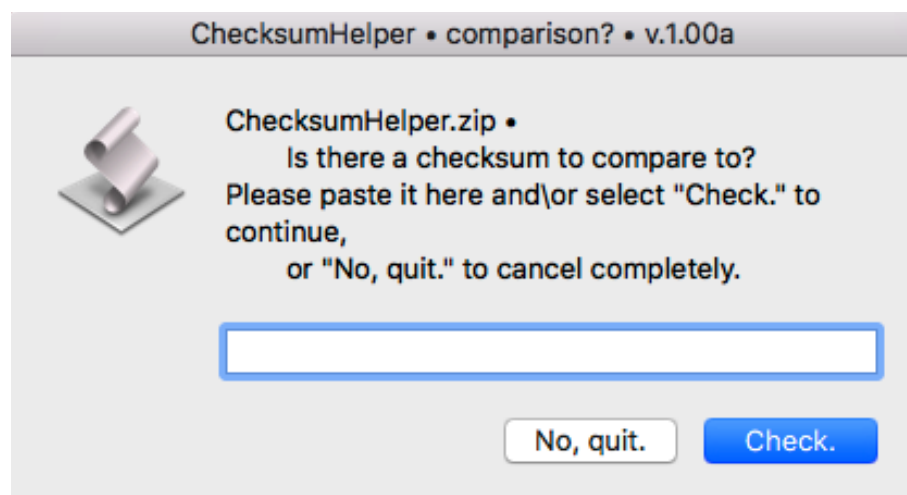
If e.g. an application is selected, this error message appears.



For clarity, the name of the selected file is displayed at the beginning of each dialog box.

• 2. dialog box • Entering a checksum / Starting the calculations

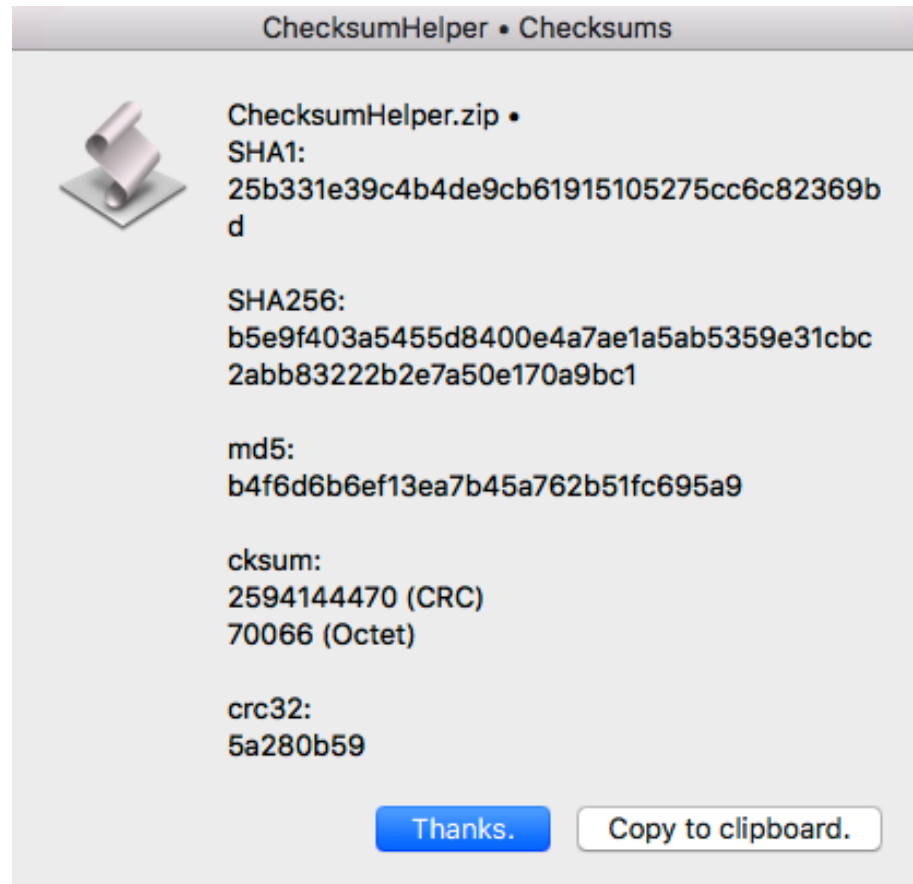
In the second dialog box, a checksum can be entered for checking and / or the actual process of calculating the checksum of the selected file can be triggered by selecting the [Check.] button.



With the [No, quit.] button, **ChecksumHelper.app** can immediately be terminated without any further actions.

• 3. dialog box • Displaying the results

If **no** checksum has been entered in the second dialog box, the **calculated** checksums are displayed here.



If one of the checksums are needed for further reference, it can be selected by a double-click and copied to the clipboard via [⌘ + C].

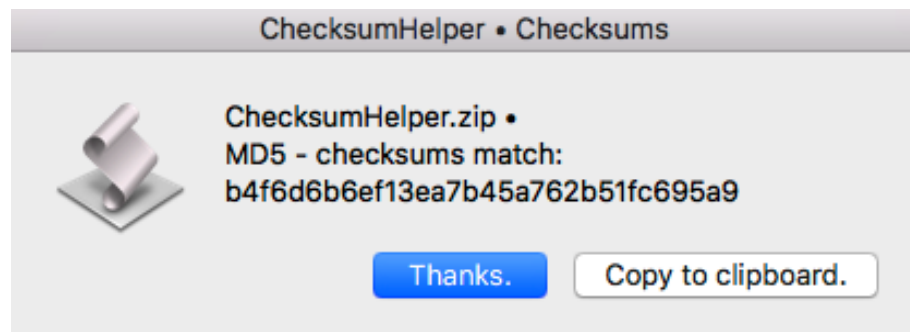
By selecting the [Copy to clipboard.] button, you can also copy the entire list of results to the clipboard. Immediately after this, **ChecksumHelper.app** is terminated.

With the [Thanks.] button, **ChecksumHelper.app** can be terminated without further actions.

• 4. dialog box • Verification of a checksum

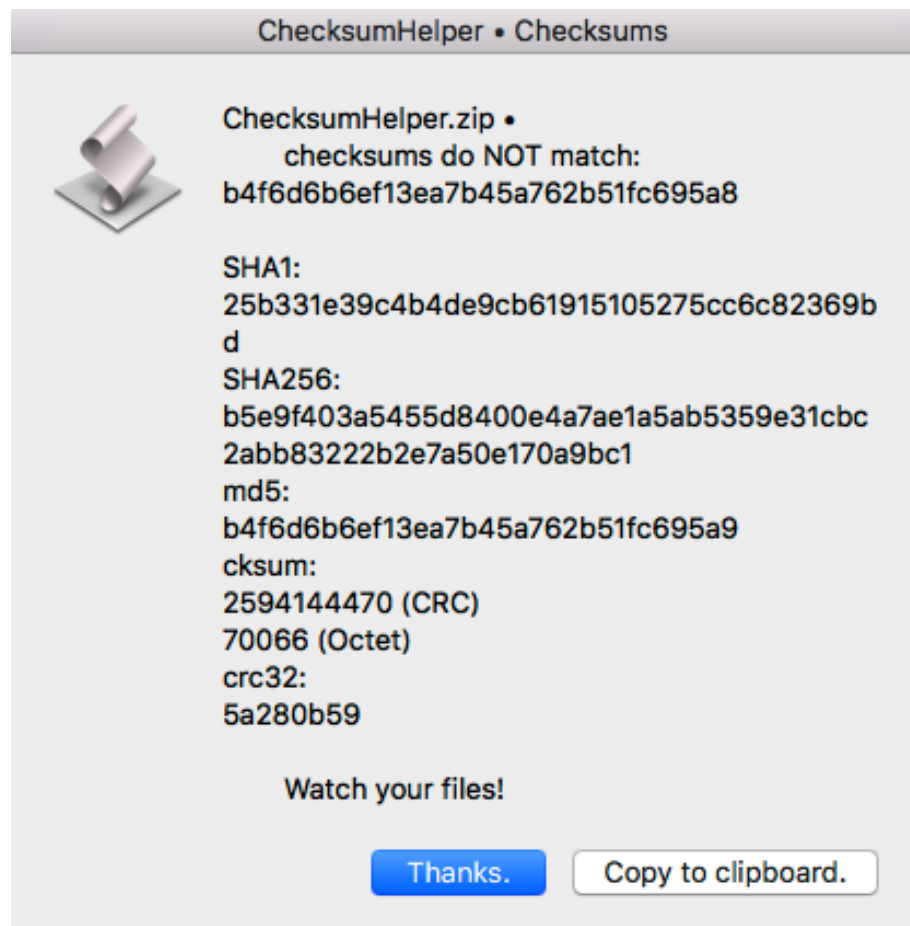
If a checksum has been entered in the second dialog box, the results are displayed here.

- If the checksums match, this dialog box appears:



In addition, the **calculated** checksum and its **algorithm** are displayed.

- If the checksums do **not** match, the following dialog box appears:



Additionally, the **entered** and **all calculated** checksums are displayed.

By selecting the [Copy to clipboard.] button, you can also copy the entire list of results to the clipboard. Immediately after this, **ChecksumHelper.app** is terminated.

With the [Thanks.] button, **ChecksumHelper.app** can be terminated without further actions.

Additional Notes

- **Minimum requirements**

for **ChecksumHelper** are AppleScript v.2.4 resp. macOS from v.10.10.x. Therefore, for all macOS versions before v.10.10.x: no support!

- **GateKeeper**

- Depending on the **GateKeeper** setting, the installed app **has** to be started once by double-clicking or \wedge -clicking + „Open" **by an administrator** so that non-administrator users can use the app without the hassle of macOS requests because **GateKeeper** may otherwise block this app, The app does not have to run through completely, but can be terminated immediately after the start:

- **ChecksumHelper.app**: press [ESC].

- Apple decided to hide the option [Anywhere] in macOS v.10.12.x Sierra in **GateKeeper** settings in [System Preferences<Security<General<Allow apps downloaded from:]. This also affects **ChecksumHelper.app** because I am not a **certified** developer. As a result, the error message "ChecksumHelper.app is damaged and can not be opened. It is recommended to move the object to the Trash." (or something similar) is displayed. Unfortunately, no \wedge -click + "open" can help under these circumstances.

- Instead, the following approach helps:

- start **Terminal.app**, type [sudo spctl --master-disable] (without the square brackets!) and enter the **administrator** password.
- then select in the aforementioned **System Preferences** the option [Anywhere].
- confirm the security demand.
- start **ChecksumHelper.app**.
- then in the aforementioned **System Preferences** the option [Anywhere] can be deselected.
- according to the Security demand, the option [Anywhere] disappears again automatically from the **System Preferences** after 30 days,.

- if you need the option [Anywhere] to disappear earlier:

- start **Terminal.app**, type [sudo spctl --master-enable] (without the square brackets!) and enter the **administrator** password.

Installation

The **installation** of the **ChecksumHelper** package works as follows:

- log-in as an **Administrator**:
- double-clicking on the downloaded installation package opens a new window of the installation volume.
- I recommend to copy the **included** directory <ChecksumHelper/> to <Macintosh HD/Programs/Utilities/>.
- The **administrator** password is requested during the copying process.
- After the installation completed, the installation volume can be ejected.
- Please regard the notes on GateKeeper in the "**Additional Notes**" section!

Installation files

The following files are included in the package:

- directory <ChecksumHelper/> with:
 - **ChecksumHelper.app**,
 - **ChecksumHelper Manual de.pdf** as *Alias* to **ChecksumHelper Manual de.pdf** (see below),
 - **ChecksumHelper Manual en.pdf** as *Alias* to **ChecksumHelper Manual en.pdf** (see below),
 - GNU license information on the software and the manual.
- within: directory <_Manuals/> with:
 - **ChecksumHelper Manual de.pdf** (german)
 - **ChecksumHelper Manual en.pdf** (english translation)
(LoRes without local links in the Table of contents for **Preview.app**),
 - **ChecksumHelper Manual Hi de.pdf** (german)
 - **ChecksumHelper Manual Hi en.pdf** (english translation)
(HiRes with local links in the Table of contents;
works with **Adobe Acrobat Reader DC.app**).

ToDo - List

- Permanently: work on the „Manual" and the translation.

ChecksumHelper • History (English)

v.1.02 • 13.05.2017

- New: The checksums are now calculated using AS handlers.

v.1.01 • 09.05.2017

- Bugfix: inserted some „activate“ commands at the appropriate positions.
- Bugfix: corrected user and group privileges on the installation volume.
- New: integrated tips on macOS Sierras GateKeeper into the “**Additional Notes**“ section of the manual.

v.1.00 • 08.05.2017

- First published non-"beta" version.

GNU General Public License

Please see the file „[gpl-3.0.rtf](#)“ in the surrounding folder for the „GNU General Public License“.

GNU Free Documentation License

Please see the file „[fdl-1.3.rtf](#)“ in the surrounding folder for the „GNU Free Documentation License“.